

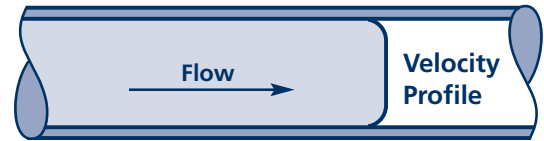
Installation Instructions



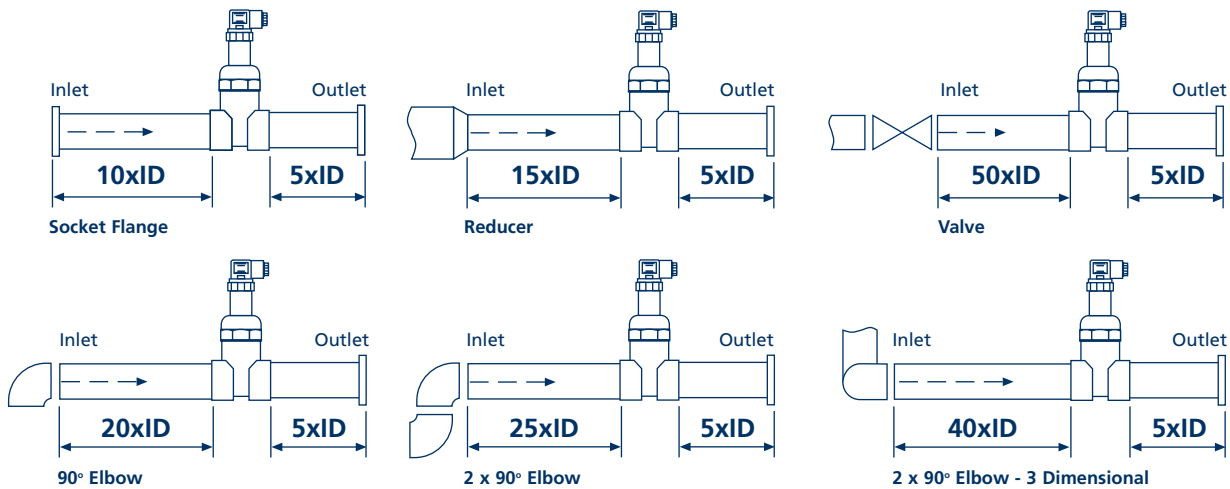
Digiflow® Flow X3 flow meters measure liquids only. No air bubbles should be present and the pipe must always be full. The sensors will not work properly in laminar or transitional flow applications.

For accurate flow measurement there must be a developed turbulent velocity profile at the sensor location. This requires a minimum number of pipe diameters distance upstream and downstream of straight run pipe, depending on the type of piping element (i.e. valves, elbows, reducers etc.) causing the disturbance.

To ensure maximum accuracy, the following guidelines should be observed when installing.

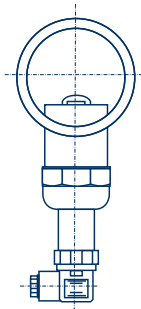


Developed Turbulent Flow



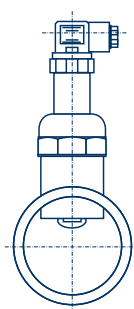
Installation Positions

Figure 1




OK if no sediments are present

Figure 2



OK if no air bubbles are present

Figure 3



Preferred installation if sediments* or air bubbles may be present

* Maximum % Solids: 10% with particle size not exceeding 0.5 mm cross section or length